



BRIDGEHILL®

WE SIMPLY BLOCK FIRE

Leading manufacturer of extreme fire blankets.



Our story

On the 18th of January 2014 a fire in Lærdal, Norway damaged 60 buildings from were 42 of the buildings were totally destroyed.

From these 42 buildings, four were of historical value and one building was a listed building. The fire in Lærdal was the biggest city fire in Norway since World War II and was so destructive due to the strong wind that made the fire spread easily.

This fire initiated an idea that turned into the quest of making a fire blanket that could protect, prevent and stop fire. Today, fire blankets are available under the brand name Bridgehill® and we are proud to be the leading manufacturer of extreme fire blankets.

The fire blankets comes in different sizes, and are made for both the professional market and for first responders.

The Bridgehill fire blankets can be used on a wide range of objects, starting with small objects such as a mobile phone, electric tools and e- scooters, to bigger objects such as vehicles, forklifts and buildings.

The fire blankets even blocks and isolate lithium battery fires.

Want to know more? Visit our website or contact us



bridgehill.com



post@bridgehill.com



+47 33 50 98 70

Car Fire Blanket




WE SIMPLY BLOCK FIRE



Lithium Fire Blanket



THE GREENEST WAY



Forklift Fire Blanket





PROFESSIONAL

CAR PRO X

Probably the world's most extreme fire blanket for professionals





BRIDGEHILL®
WE SIMPLY BLOCK FIRE



For instruction videos
scan QR code

PROFESSIONAL

CAR PRO X



Cars

- Red center stripe for easier deployment **NEW**
- Red and yellow handles **NEW**
- Red center markings on each side **NEW**
- Controls fire in any car within seconds
- The most efficient solution for isolating fire in electric vehicles
- Reusable for up to 30 car fires
- Immediate Isolation of toxic gases and smoke, reducing carcinogen exposure
- Suitable for normal size vehicles including SUVs, like Volvo XC90 and Land Rover

Ideal for:

Parking garages – Charging stations – Ferries – Gas stations – Workshops – Car dealers – Tunnels – Parking lots



Size:

± 6 × 8 m – Weight: ± 28 kg

Smartbag:

- Airtight bag
- Comes with shoulder straps and handles
- Instruction manual in four languages
- Includes repair kit

Repair kit:

- Use to sew the fire blanket in case of holes coming from sharp objects

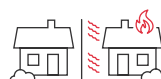


For proactive use on a burning building

When attached to the wall (before the wall is burning) you create a firewall making this the last wall to fall due to the block of oxygen from the outside.

How to attach:

The fire blanket can be stapled on the wall.



For a building you want to protect

Blocks most of the radiant heat.

How to attach:

- Hang the fire blanket on metal gutters with carabiners using the eyelets of the fire blanket.
- Staple the fire blanket to a wooden wall.
- Hang the fire blanket using fireproof ropes from the eyelets to anything you can tie to.

Ideal for:

Areas with a high density of buildings – Listed buildings – Buildings with historical value – Fire Stations

WARNING:

Always use professional fire equipment with SCBA when packing and reusing the fire blanket- or opening the bag. Make sure the fire blanket is dry before storing it inside the smartbag. By following this procedure there will be no need to clean the blanket.

Fire in electric vehicles: If you can hear a strong fuzz sound about every 2-15 seconds, you have a thermal runaway. The thermal runaway stops when the sounds stops. Despite this, the battery might reignite at any time therefore, leave the blanket on until the battery can be disassembled.



BRIDGEHILL®
WE SIMPLY BLOCK FIRE

TECHNICAL SHEET

CAR PRO X

PROFESSIONAL	
SKU:	103254
Size/Weight:	± 6 × 8 m (48 m²) ± 28 kg
Core material:	340 gsm graphite
Coating:	±160 gsm silicone polymer (flames may occur during first time use). In fires with high levels of conduction heat, flames may appear from the coating of the fire blanket. This will not alter the performance of the fire blanket.
Edge of blanket:	Eyelets every meter for when using the fire blanket as a fire sail.
Car sizes:	Handles normal size vehicles up to SUVs such as Land Rovers, XC90 etc.
Main usage:	<ul style="list-style-type: none"> • As fire blanket: Cover objects to efficiently block fire • As fire sail: Put vertically on the object to stop the spread of fire
Smartbag:	Airtight bag. Smartbag care and maintenance: Use silicon grease on the zipper to keep the bag airtight.

Technical specification:

Core Fabric			Unit	Tolerance
Yarn	Warp Weft	396 396	Tex Tex	± 5 ± 5
Yarn count	Warp Weft	4.5 4.0	Ends/cm Ends/cm	± 5 ± 5
Tensile strength	Warp Weft	3000 3600	N/50mm N/50mm	≥ ≥
Area weight	–	340	G/m²	± 10%
Thickness	–	0.32	Mm	± 5%
Weave pattern	–			4H satin
Service temperatures on core fabric	Short term ± 2500 °C Long term ± 1500 °C			

*The service temperatures are based on conditions where no oxygen is present underneath the fire blanket.



BRIDGEHILL®
WE SIMPLY BLOCK FIRE



For instruction videos
scan QR code

PROFESSIONAL

CAR PRO X - XL



Cars

- Red center stripe for easier deployment **NEW**
- Red and yellow handles **NEW**
- Red center markings on each side **NEW**
- Controls fire in any car within seconds
- The most efficient solution for isolating fire in electric vehicles
- Reusable for up to 30 car fires
- Immediate Isolation of toxic gases and smoke, reducing carcinogen exposure
- Suitable for larger vehicles, trucks, and SUVs

Ideal for:

Parking garages – Charging stations – Ferries – Gas stations – Workshops – Car dealers – Tunnels – Parking lots



Size:

± 7,5 x 10 m / ± 42 kg

Smartbag:

- Airtight bag
- Comes with shoulder straps and handles
- Instruction manual in four languages
- Includes repair kit

Repair kit:

- Use to repair the fire blanket in case of damage caused by sharp objects.



For proactive use on a burning building

When attached to the wall (before the wall is burning) you create a firewall making this the last wall to fall due to the block of oxygen from the outside.

How to attach:

The fire blanket can be stapled on the wall.



For a building you want to protect

Blocks most of the radiant heat.

How to attach:

- Hang the fire blanket on metal gutters with carabiners using the eyelets of the fire blanket.
- Staple the fire blanket to a wooden wall.
- Hang the fire blanket using fireproof ropes from the eyelets to anything you can tie to.

Ideal for:

Areas with a high density of buildings – Listed buildings – Buildings with historical value – Fire Stations

WARNING:

Always use professional fire equipment with SCBA when packing and reusing the fire blanket- or opening the bag. Make sure the fire blanket is dry before storing it inside the smartbag. By following this procedure there will be no need to clean the blanket.

Fire in electric vehicles: If you can hear a strong fuzz sound about every 2-15 seconds, you have a thermal runaway. The thermal runaway stops when the sounds stops. Despite this, the battery might reignite at any time therefore, leave the blanket on until the battery can be disassembled.



BRIDGEHILL®
WE SIMPLY BLOCK FIRE

TECHNICAL SHEET

CAR PRO X - XL

PROFESSIONAL	
SKU:	103253
Size/Weight:	± 7,5 x 10 m / ± 42 kg (without bag)
Core material:	340 gsm graphite
Coating:	±160 gsm silicone polymer (flames may occur during first time use). In fires with high levels of conduction heat, flames may appear from the coating of the fire blanket. This will not alter the performance of the fire blanket.
Edge of blanket:	Eyelets every meter for when using the fire blanket as a fire sail.
Car sizes:	Handle larger vehicles, trucks, and SUVs.
Main usage:	<ul style="list-style-type: none"> • As fire blanket: Cover objects to efficiently block fire • As fire sail: Put vertically on the object to stop the spread of fire
Smartbag:	Airtight bag. Smartbag care and maintenance: Use silicon grease on the zipper to keep the bag airtight.

Technical specification:

Core Fabric			Unit	Tolerance
Yarn	Warp Weft	396 396	Tex Tex	± 5 ± 5
Yarn count	Warp Weft	4.5 4.0	Ends/cm Ends/cm	± 5 ± 5
Tensile strength	Warp Weft	3000 3600	N/50mm N/50mm	≥ ≥
Area weight	–	340	G/m2	± 10%
Thickness	–	0.32	Mm	± 5%
Weave pattern	–			4H satin
Service temperatures on core fabric	Short term ± 2500 °C Long term ± 1500 °C			

*The service temperatures are based on conditions where no oxygen is present underneath the fire blanket.





FIRST RESPONDER

CAR STANDARD

Controls fire in any vehicle within seconds





BRIDGEHILL®
WE SIMPLY BLOCK FIRE

FIRST RESPONDER

CAR STANDARD/ CAR STANDARD XL



Product information


- **NEW** red center stripe for easier deployment
- **NEW** red and yellow handles for improved usability
- **NEW** red center markings on both sides for quick orientation
- Rapidly controls fires in any vehicle
- Effectively isolates fires in electric vehicles
- Immediately contains toxic gases and smoke, protecting civilians from carcinogen exposure
- Suitable for isolating any type of fire
- Delivered in a compact, portable smart bag
- EN 13501-1: Reaction to fire classification A1
- EN ISO 1182
- EN ISO 1716

Car Fire blanket sizes:

- **Car Standard:** $\pm 6 \times 8 \text{ m}$ / $\pm 28 \text{ kg}$
- **Car Standard XL:** $\pm 7.5 \times 10 \text{ m}$ / $\pm 42 \text{ kg}$

Ideal for locations with a high density of parked vehicles

Parking garages – Charging stations – Ferries – Gas stations – Workshops – Car dealers – Tunnels – Parking lots



How to use

Handled by:

1. Place the fire blanket on the ground. Center it in front of or behind the car, then roll it out. The fire blanket is usable on both sides.
2. Two people should each grab a handle and carefully pull the fire blanket over the car in one continuous motion.
3. Ensure the fire blanket is snug against the ground, covering 50 cm on each side to cut off the oxygen supply. Wait for firefighters to evaluate the situation further.



For instructional videos, scan the QR code.



Fires in Electric Vehicles:

In many cases, a loud buzzing sound may indicate thermal runaway. We recommend keeping the fire blanket on the vehicle until it has been transported to a safe location and inspected by the fire department. Please note that a battery fire can reignite at any time.



BRIDGEHILL®
WE SIMPLY BLOCK FIRE

TECHNICAL SHEET

CAR STANDARD/ CAR STANDARD XL

FIRST RESPONDER	
SKU:	<ul style="list-style-type: none">• Car Standard: 101252• Car Standard XL: 101254
Size/Weight:	<ul style="list-style-type: none">• Car Standard: ± 6 × 8 m (48 m²) ± 28 kg (without bag)• Car Standard XL: ± 7.5 x 10 m (75 m²) ± 42 kg (without bag)
Core material:	380 gsm pyroxene
Coating:	± 50 gsm BridgeTech™ Coating In fires with high levels of conduction heat, flames may appear from the coating of the fire blanket. This will not alter the performance of the fire blanket.
Car sizes:	<ul style="list-style-type: none">• Car Standard: Fits vehicles up to standard SUVs like Land Rover and Volvo XC90• Car Standard XL: Handle larger vehicles like Rivian, Ford F150, etc.
Main usage:	<ul style="list-style-type: none">• Fossil fuel vehicles• Electric/hybrid vehicles
Smartbag:	Airtight bag. Smartbag maintenance: Use silicon grease on the zipper to keep the bag airtight.
Shelf life:	Ten (10) years.

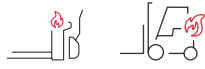
Technical specification:

Core Fabric			Unit	Tolerance
Yarn	Warp Weft	300 165	Tex Tex	± 5%
Yarn count	Warp Weft	8.0 8.0	Ends/cm Ends/cm	± 5%
Tensile strength (typical)	Warp Weft	3200 2500	N/50mm N/50mm	≥
Thickness	–	0.40	Mm	± 5%
Weave pattern	–	Plain	–	–
Service temperature on core fabric	Short term ± 1600 °C Long term ± 800 °C			

WARNING:

Avoid inhaling smoke from the burning vehicle.
Do not put yourself at unnecessary risk, call the fire department!





FIRST RESPONDER

PALLET TRUCK/ FORKLIFT STANDARD

Controls fire in forklifts and pallet trucks within seconds

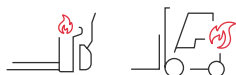




BRIDGEHILL®
WE SIMPLY BLOCK FIRE

FIRST RESPONDER

PALLET TRUCK/FORKLIFT STANDARD



Product information

- Controls fire in forklifts within seconds
- The most efficient solution for isolating fire in forklifts, even electric battery powered
- Immediately isolates toxic gases and smoke, protecting civilians from carcinogen exposure
- Protecting the goods and buildings from fire, reducing down time
- Delivered in a smartbag
- EN 13501-1: Reaction to fire classification A1
- EN ISO 1716: Determination of the gross heat of combustion
- EN ISO 1182: Non-combustibility test

Ideal for:

Warehouses – Ports – Factories –
Manufacturing companies and other places

Size/Weight:

Pallet truck: $\pm 5 \times 5$ m
 ± 15 kg

Forklift standard: $\pm 7 \times 7$ m
 ± 30 kg



For instruction videos
scan QR code



How to use

Handled by:


1. Place the fire blanket on the ground in front or behind the forklift and roll it out.
2. Two people should grab each their handle and safely pull the fire blanket over the forklift in one continuous movement.
3. On forklifts with a tall mast, cover the cabin not the mast. Please see illustration.
4. Make sure the fire blanket is tight all the way to the ground and leave the fire blanket on for minimum 20 minutes. Wait for firefighters to assess the situation further..

**ALWAYS CALL THE
FIRE DEPARTMENT!**

Pallet truck: $\pm 5 \times 5$ m



Forklift standard: $\pm 7 \times 7$ m



Fire in electric forklifts: In many cases you might hear a strong fuzzing sound, which indicates a thermal runaway. We recommend to leave the fire blanket on until the vehicle has been transported to a safe place and assessed by professionals. Remember that a battery might reignite at any time.



BRIDGEHILL®
WE SIMPLY BLOCK FIRE

TECHNICAL SHEET

PALLET TRUCK/FORKLIFT STANDARD

FIRST RESPONDER

SKU:	Pallet Truck: 211227 Forklift Standard: 201252
Size/Weight:	Pallet Truck: $\pm 5 \times 5$ m (25 m ²) / ± 15 kg Forklift Standard: $\pm 7 \times 7$ m (49 m ²) / ± 30 kg
Core material:	380 gsm pyroxene
Coating:	± 120 silicone polymer (flames may occur during first time use). In fires with high levels of conduction heat, flames may appear from the coating of the fire blanket. This will not alter the performance of the fire blanket
Main usage:	<ul style="list-style-type: none"> Fossil fuel forklifts Electric forklifts (isolating the fire in the battery)
Smartbag:	Airtight bag. Smartbag care and maintenance: Use silicon grease on the zipper to keep the bag airtight and smell free.

Technical specification:

Core Fabric			Unit	Tolerance
Yarn	Warp Weft	300 165	Tex Tex	$\pm 5\%$
Yarn count	Warp Weft	8.0 8.0	Ends/cm Ends/cm	$\pm 5\%$
Tensile strength (typical)	Warp Weft	3200 2500	N/50mm N/50mm	\geq
Thickness	–	0.40	Mm	$\pm 5\%$
Weave pattern	–	Plain	–	–
Service temperature on core fabric	Short term ± 1600 °C Long term ± 800 °C			

WARNING:

Avoid inhaling smoke from the burning vehicle.

Do not put yourself at unnecessary risk, call the fire department!





PROFESSIONAL/FIRST RESPONDER

LITHIUM FIRE BLANKET

The ultimate solution for blocking fire in open lithium batteries





BRIDGEHILL®
WE SIMPLY BLOCK FIRE

PROFESSIONAL/ FIRST RESPONDER

LITHIUM FIRE BLANKET



For instruction videos
scan QR code



Product information

- The ultimate solution for blocking and isolating lithium battery fires – such as in open battery fires, e-scooters, and e-bikes
- Immediately Isolates toxic gases and smoke
- Protecting civilians from carcinogen exposure
- Delivered in a smartbag
- EN 13501-1: Reaction to fire classification A1
- EN ISO 1716: Determination of the gross heat of combustion
- EN ISO 1182: Non-combustibility test
- EN 1869:2019: Fire Blankets

Ideal for:

Car manufacturers – industries Involving lithium batteries –
recycling stations – auto repair, and other workshops




How to use

Handled by:

1. Gently cover the burning battery.
2. We advise enclosing the lithium fire blanket with an additional, larger fire blanket to effectively isolate the toxic smoke and fumes emanating from the battery.

WARNING:

Use proper protection and breathing apparatus (BA) due to the release of toxic gases from the burning battery. The blankets needs to fully cover the object, and leave it to the firefighters to assess the situation.



ALWAYS CALL THE FIRE DEPARTMENT!



BRIDGEHILL®
WE SIMPLY BLOCK FIRE

TECHNICAL SHEET

LITHIUM FIRE BLANKET

PROFESSIONALS/ FIRST RESPONDER

SKU:	Lithium Standard: 504209 Lithium Large: 504212
Size/Weight:	Lithium Standard: $\pm 1,8 \times 1,8$ m (3,24 m ²) / ± 8 kg Lithium Large: $\pm 3 \times 4$ m (12 m ²) / ± 27 kg
Core material:	2 \times 380 gsm Pyroxene, selicium filt, and BridgeTech™coating - a seven layer solution
Main usage:	Isolate the toxic smoke and fumes emanating from the battery.
Smartbag:	Airtight bag

Technical specification:

Fabric			Unit	Tolerance
Yarn	Warp Weft	300 165	Tex Tex	$\pm 5\%$
Yarn count	Warp Weft	8.0 8.0	Ends/cm Ends/cm	$\pm 5\%$
Tensile strength (typical)	Warp Weft	3200 2500	N/50mm N/50mm	\geq
Thickness	–	1.0	Cm	$\pm 5\%$
Weave pattern	–	Plain	–	–
Service temperature on core fabric	Short term ± 1600 °C Long term ± 1200 °C			

WARNING:

Always use proper protection and breathing apparatus (BA) due to the release of toxic gases from the burning battery.

In fires with high levels of conduction heat, flames may appear from the coating of the blanket. This will not alter the purpose of the blanket.





PROFESSIONAL/FIRST RESPONDER

EXTREME SERIES

Probably the world's most extreme fire blanket





BRIDGEHILL®
WE SIMPLY BLOCK FIRE

PROFESSIONAL/FIRST RESPONDER

EXTREME SERIES



For instruction videos
scan QR code



Product information

- Isolate and extinguish small fires
- Blocks any fire, even small lithium battery fires
- Multipurpose
- Immediately isolates toxic gases and smoke, protecting civilians from carcinogen exposure
- Comes in a smartbag
- Requires no maintenance
- Metal chain integrated to add weight for easier use

Ideal for:

Battery fires - Restaurant kitchens – Industry tools – The recycling industry
– Car manufacturers – Workshops – Shops or businesses that store small or large amounts of lithium batteries – Battery manufactores- Marine - Aviation - Military



Small:

± 1,5 x 1,5 m
± 7,5 kg

Medium:

± 3 x 3 m
± 21 kg

Large:

± 5 x 5 m
± 48 kg

How to use

Handled by:

1. Take the fire blanket out of the smartbag.
2. Gently cover the burning object.
3. Make sure the fire blanket is tight all the way around the burning object. Wait at least 20 minutes.

For fire in electric scooters/
tools etc. Wait for firefighters to
assess the situation further!



**ALWAYS CALL THE
FIRE DEPARTMENT!**



BRIDGEHILL®
WE SIMPLY BLOCK FIRE

TECHNICAL SHEET

EXTREME SERIES

PROFESSIONAL/FIRST RESPONDER

SKU:	Extreme Small: 504210 Extreme Medium: 504211 Extreme Large: 504213		
Sizes/Weight:	Small: ± 1,5 × 1,5 m (2,25 m²) ± 7,5 kg	Medium: ± 3 × 3 m (9 m²) ± 21 kg	Large: ± 5 × 5 m (25 m²) ± 48 kg
Core material:	Total six layers solution. Two layers of Pyroxene.		
Coating:	± 550 gsm silicone. Four layers of BridgeTech™ coating. In fires with high levels of conduction heat, flames may appear from the coating of the fire blanket. This will not alter the performance of the fire blanket.		
Edge on blanket:	Metal chain sewed in around the edges to add weight.		
Main usage:	Blocks any small fire, even lithium battery fires.		
Smartbag:	Airtight bag. Use silicon grease on the zipper to keep the bag airtight.		

Technical specification:

Core Fabric			Unit	Tolerance
Yarn	Warp Weft	300 165	Tex Tex	± 5 ± 5
Yarn count	Warp Weft	8 8	Ends/cm Ends/cm	± 5 ± 5
Tensile strength	Warp Weft	3200 2500	N/50mm N/50mm	≥ ≥
Area weight	–	1200	G/m²	± 10%
Thickness	–	0.40	Mm	± 5%
Weave pattern	–			4H satin
Service temperatures on core fabrics	Short term ± 1600 °C Long term ± 800 °C			





SUPPORTING YOUR FIRE SAFETY READINESS

STORAGE SOLUTIONS AND TRAINING BLANKETS



Photo: Matt Chesin/Unsplash



BRIDGEHILL®
WE SIMPLY BLOCK FIRE

PROFESSIONAL/FIRST RESPONDER

TRAINING CAR FIRE BLANKET



Product information

- Training fire blankets designed for use on cars
- Fire blankets for dry training only, not for use on fire

Size/Weight:

± 6 × 8 m

± 26 kg

SKU:

101250



For instruction videos
scan QR code

How to use

Handled by:

1. Place the fire blanket on the ground. Center it in front of- or behind the car and roll it out.
2. Two people should grab each their handle and safely pull the fire blanket over the car in one continuous movement.
3. Make sure the fire blanket is tight all the way to the ground and leave it on.

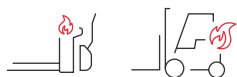




BRIDGEHILL®
WE SIMPLY BLOCK FIRE

PROFESSIONAL/FIRST RESPONDER

TRAINING FORKLIIFT FIRE BLANKET



Product information

- Training fire blankets designed for pallet truck and forklift
- Fire blankets for dry training only, not for use on fire

Size/Weight:

± 7 × 7 m

± 28 kg

SKU:

201251



For instruction videos
scan QR code

How to use

Handled by:

1. Place the fire blanket on the ground in front or behind the forklift and roll it out.
2. Two people should grab each their handle and safely pull the fire blanket over the forklift in one continuous movement.
3. On forklifts with a tall mast, cover the cabin not the mast. Please see illustration.
4. Make sure the fire blanket is tight all the way to the ground.





BRIDGEHILL
WE SIMPLY BLOCK FIRE

FIRE BLANKET CABINET

The Bridgehill wheeled fire blanket cabinet is a vital part of any fire safety plan, providing instant, reliable access to fire blankets when every second counts. Combining secure storage with practical mobility, this cabinet ensures your fire blanket is always protected yet ready for deployment in an emergency.

Its durable construction, backed by a lifetime warranty, and smart design make it ideal for environments where fire risks are elevated. Easy to transport and quick to access, the fire cabinet promotes fast response, helping to reduce fire hazards and safeguard people, property, and operations.

Product Information

- **Compatibility:**
Designed to accommodate a wide range of Bridgehill fire blankets.
- **Functionality:**
Can be both wall-mounted or stand alone. Equipped with wheels for easy mobility and effortless handling.
- **Material:**
Made from high-quality polyethylene for exceptional durability, protection, and a lifetime warranty.
- **Features:**
Comes with a lockable door for security, emergency break glass for quick access, and an instruction manual on the side. A front-facing QR code provides instant access to instructional videos.

Ideal for:

Parking garages – ferries – gas stations – charging stations – workshops – warehouses – tunnels – factories – environments where fire safety cannot be compromised

Dimensions:

1000 × 450 × 320 mm (H x B x D)/ 3.28 × 1.48 × 1.05 ft

Weight:

11,5 kg/ 25.35 lbs

SKU:

900045





BRIDGEHILL
WE SIMPLY BLOCK FIRE

FIRE BLANKET CABINET



Product information

- Fire blanket cabinet with a lockable door
- Emergency break glass for quick access to the fire blanket
- Easy to assemble
- To be mounted on the wall

Ideal for:

Parking lots – Garages – Ferries – Gas stations – Charging stations
– Workshops – Car dealers – Warehouses – Tunnels – Factories

Size:

90 × 30 × 35 cm

Weight:

15 kg

Material:

Steel

SKU:

900002 - END OF LIFE

Scan the QR code to
watch the assembly video







bridgehill.com

bridgehill.com

post@bridgehill.com | +47 33 50 98 70